




STAGE 1

NEUSE RIVER REGULATORS

ROUND COUNT	FIREARM STAGING LOCATION	STARTING POSITION
10 	PISTOLS HOLSTERED	STARTING AT any Position Hands AT TEXAS SURRENDER Rifle not last
10 	RIFLE AT POSITION 3	
4+ 	SHOTGUN AT POSITION 2	



Cowboy Ready

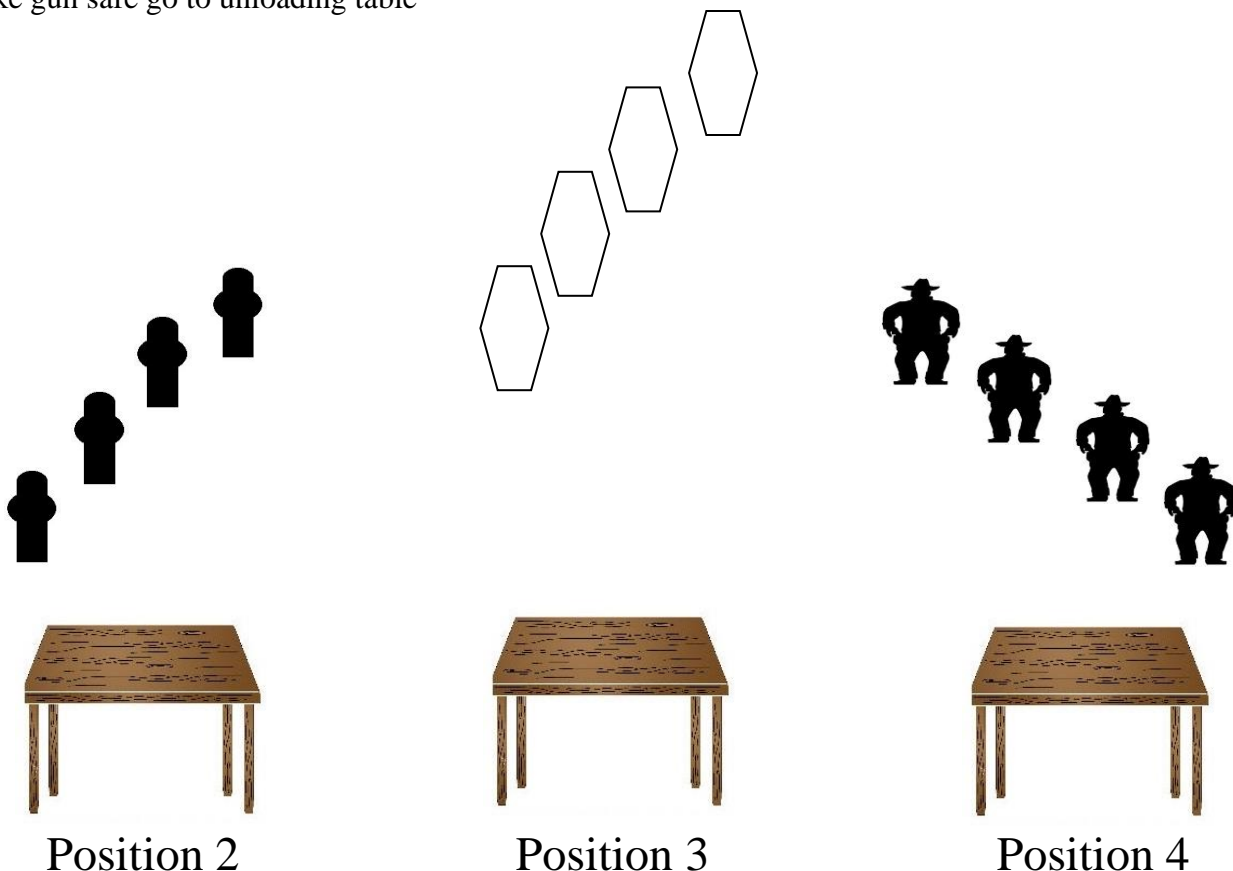
AT THE BEEP

At Position 4 with pistols shoot a Nevada from either end sweep target from right to left double tap the end targets

Move to Position 3 and use the rifle as instructed for the pistols.

Move to Position 2 and use the shotgun to engage the shotgun targets until down.

Make gun safe go to unloading table



STAGE 2 NEUSE RIVER REGULATORS

ROUND COUNT	FIREARM STAGING LOCATION	STARTING POSITION
-------------	--------------------------	-------------------

10	PISTOLS HOLSTERED	STARTING AT any Position
10	RIFLE AT POSITION 3	Hands Touching Hat
4+	SHOTGUN AT POSITION 2	Rifle not last



Cowboy Ready


AT THE BEEP

At Position 4 use the pistol triple tape R2 then sweep targets from left to right then triple tape R3

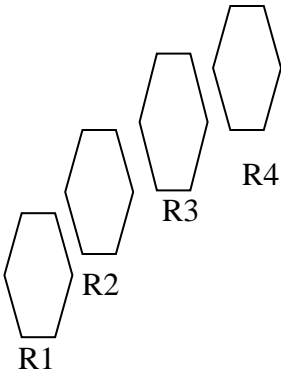
At Position 3 use the rifle as instructed for the pistols.

At Position 2 and use the shotgun to engage the shotgun targets until down from back to front

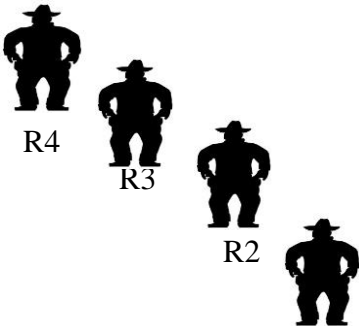
Make Gun safe go to unloading table



Position 2



Position 3



Position 4

STAGE 3 NEUSE RIVER REGULATORS

ROUND COUNT	FIREARM STAGING LOCATION	STARTING POSITION
-------------	--------------------------	-------------------

10	PISTOLS HOLSTERED	STARTING AT Any Position
10	RIFLE AT POSITION 3	Hands Touch Belt Buckle
		Rifle not last

4+	SHOTGUN AT POSITION 2
----	-----------------------



Cowboy Ready

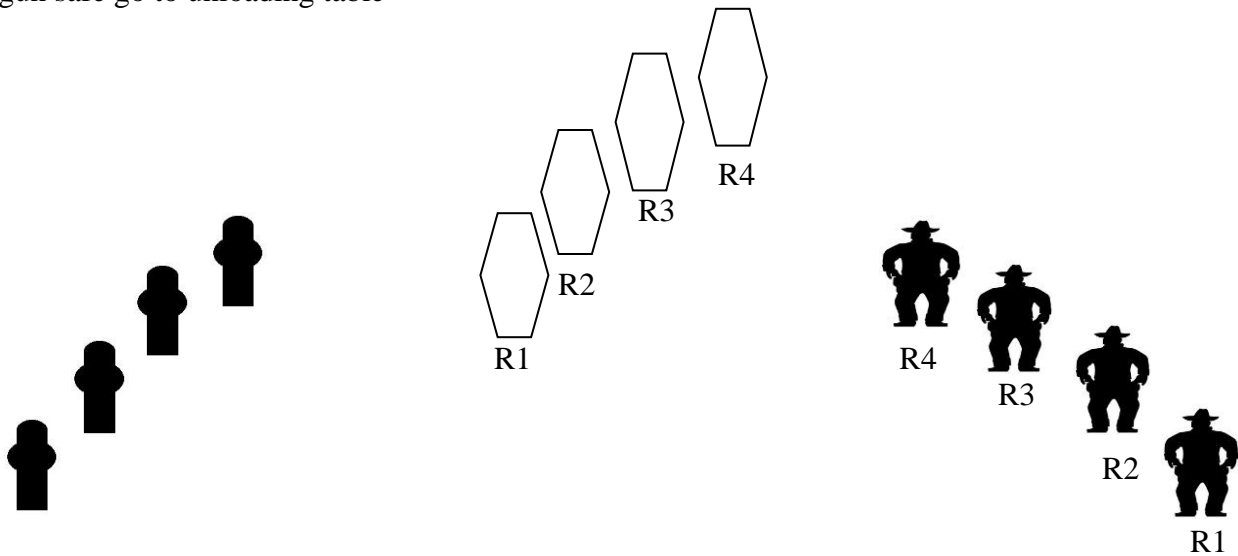
AT THE BEEP

At Position 4 use pistols to shoot pistol targets as follows (1,2,3,4,1,2,3,1,2,1 or 4,3,2,1,43,2,4,3,4)

AT Position 3 and use the rifle as instructed for the pistols.

AT Position 2 and use the shotgun to engage the shotgun targets until down.

Make gun safe go to unloading table






Position 2

Position 3

Position 4

STAGE 4 NEUSE RIVER REGULATORS

ROUND COUNT	FIREARM STAGING LOCATION	STARTING POSITION
10 	PISTOLS HOLSTERED	STARTING AT any Position
10 	RIFLE AT POSITION 3	Hands at your side
4+ 	SHOTGUN AT POSITION 2	Rifle not last



“Cowboy Ready”


AT THE BEEP

At Position 4 use the pistols engage targets with 10 Rds, each target must be hit 2 times

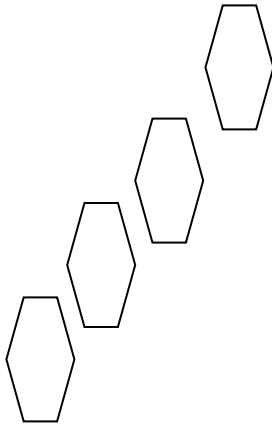
At Position 3 and use the rifle as instructed for the pistols.

AT Position 2 and use the shotgun to engage the shotgun targets until down.


Make gun safe go to unloading table



Position 2






Position 3



Position 4

STAGE 5 NEUSE RIVER REGULATORS

ROUND COUNT	FIREARM STAGING LOCATION	STARTING POSITION
10 	PISTOLS HOLSTERED	STARTING AT Any Position
10 	RIFLE AT POSITION 3	Hands Window Frame Rifle not last
2+ 	SHOTGUN AT POSITION 2	



"Grub Time."

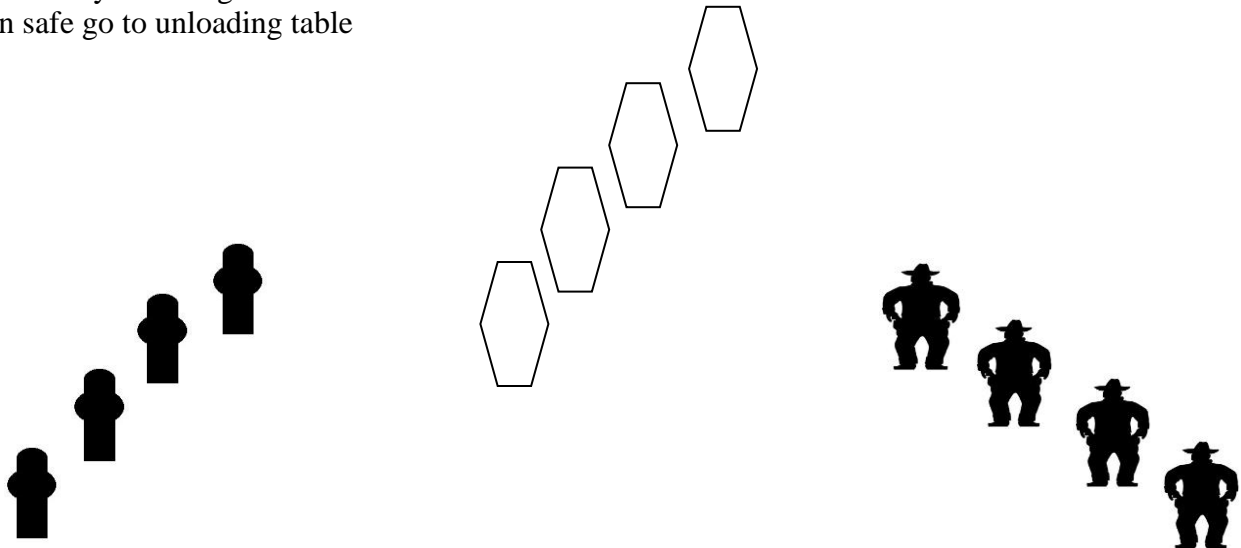
AT THE BEEP

At Position 4 with pistols engage target as follows 2,3,2,3.

AT Position 3 and use rifle same as pistols

At Position 2 any two Targets

Make gun safe go to unloading table



Position 2



Position 3



Position 4