

STAGE 1

NEUSE RIVER REGULATORS

ROUND COUNT

FIREARM STAGING LOCATION

STARTING POSITION



PISTOLS HOLSTERED

STARTING AT Any POSITION
Hands-on win frame



RIFLE AT POSITION 3



SHOTGUN AT POSITION 4





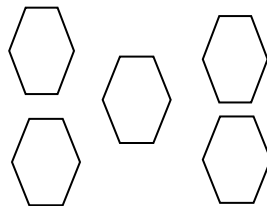
"The only thing we have to fear is fear itself."

AT THE BEEP

At Position 2 with the pistols engage target as follows 2rd on left targets & 1 rd on center; repeat on right targets and center

Move to Position 3 and use the rifle as instructed for the pistols.

At Position 4 and use the shotgun to engage the shotgun targets until down
.Make Guns safe go to unloading table



Position 2



Position 3



Position 4

STAGE 2 NEUSE RIVER REGULATORS

ROUND COUNT

FIREARM STAGING LOCATION

STARTING POSITION



PISTOLS HOLSTERED

STARTING AT ANY POSITION
Cowboy Default



RIFLE AT POSITION 3



SHOTGUN AT POSITION 4

4+



Knowledge is power."



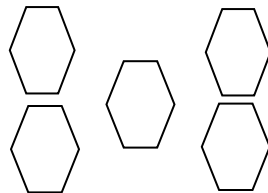
AT THE BEEP

ATB 2 rds on each target starting on right

Move to Position 3 and use the rifle 2 rds on each target starting on the left

Still at Position 4 and use the shotgun to engage the shotgun targets until down.

Make guns safe move to unloading table



Position 2






Position 3



Position 4



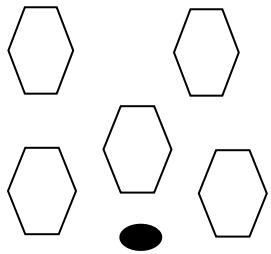
STAGE 3 NEUSE RIVER REGULATORS

ROUND COUNT	FIREARM STAGING LOCATION	STARTING POSITION
10 	PISTOLS HOLSTERED	STARTING AT POSITION 2
10 	RIFLE AT POSITION 3	Hands touching belt buckle
4+ 	SHOTGUN AT POSITION 4	



"This too shall pass"

AT THE BEEP
ATB with pistols engage outside targets with 2 rds, 1 rd on center target last rd on small target
Move to Position 3 and use the rifle triple targets.
Move to Position 4 engage target until down. Make guns safe move to unloading table



Position 2



Position 3



Position 4

STAGE 4 NEUSE RIVER REGULATORS

ROUND COUNT

FIREARM STAGING LOCATION

STARTING POSITION
STARTING AT POSITION
2 AT TEXAS SURRENDER



PISTOLS HOLSTERED



RIFLE AT POSITION 3





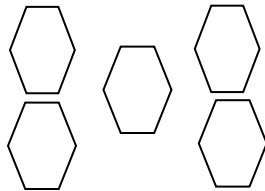
SHOTGUN AT POSITION 4



" Believe you can and you're halfway there."

AT THE BEEP

ATB use the pistols 10 rd on 5 targets, each target hit a least once
Move to Position 3 and use the rifle as instructed for the pistols.
At Position 4 use shotgun enrage until targets down
Make guns safe move to unloading table.



Position 2



Position 3



Position 4

STAGE 5 NEUSE RIVER REGULATORS

ROUND COUNT

FIREARM STAGING LOCATION

STARTING POSITION



10

PISTOLS stage at window

STARTING AT Any POSITION



10+

RIFLE AT POSITION 3

Hands-on window sill not touch pistols



4+

SHOTGUN AT POSITION 4



Grub time!

AT THE BEEP


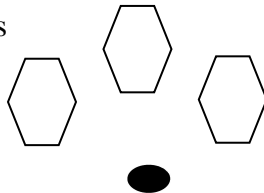

At Position 2 tripe tap rds, last rd on sm target

At Position 3 with rifle rpeat as pistols instructions

AT Position 4 engage SG target until down

Make guns safe go to unloading table

5 sec Bonus if both sm hit, miss not a miss



Position 2



Position 3



Position 4