

STAGE 1

NEUSE RIVER REGULATORS

ROUND COUNT

FIREARM STAGING LOCATION

STARTING POSITION



PISTOLS HOLSTERED

STARTING AT POSITION
2
Hands AT TEXAS
SURRENDER

RIFLE AT POSITION 3

SHOTGUN AT POSITION 4




"He's all hat and no cattle."

AT THE BEEP

At position 2 sweep center targets from Lf to Rt, then Rt to Lf, then Lt to Rt last rd on center target

At Position 3 rifle same as pistol

At SG targets until down. Make gun safe go to unloading table



Position 2



Position 3






Position 4

STAGE 2 NEUSE RIVER REGULATORS

ROUND COUNT

FIREARM STAGING LOCATION

STARTING POSITION



10		PISTOLS HOLSTERED	START AT any POSITION Hands touching window or door frame
10		RIFLE AT POSITION 3	
4+		SHOTGUN AT POSITION 4	



As welcome as a rattlesnake at a square dance

AT THE BEEP

- At Position 2 sweep center targets with a 2,1,2 then sweep 1,3,1 from same end.
- At Position 3 Rifle same as Pistol
- At Position SG target until down. Make gun safe go unloading Table






Position 2

Position 3

Position 4

STAGE 3 NEUSE RIVER REGULATORS

ROUND COUNT	FIREARM STAGING LOCATION	STARTING POSITION
10 	PISTOLS HOLSTERED	STARTING AT POSITION 2 Hands at your side
10 	RIFLE AT POSITION 3	
8+ 	SHOTGUN AT POSITION 4	



The best sermons are lived, not preached

AT THE BEEP



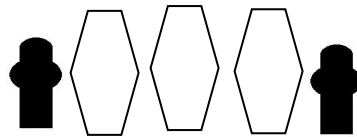
At Position 2 1st pistol sweep all targets, Sd pistol sweep the 3 center targets then 2 KDs

If KD are down remaining rds on center target

At Position 3 rifle same as pistol

At Position 4 SG until down. If KD not down can be made up SG at Position they were engaged.

Make gun safe go to unloading table



Position 2



Position 3



Position 4

STAGE 4 NEUSE RIVER REGULATORS

ROUND COUNT

FIREARM STAGING LOCATION

STARTING POSITION

10
10
0



PISTOLS HOLSTERED
RIFLE AT POSITION 3


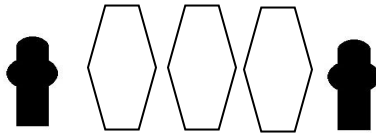
STARTING AT POSITION
2 Hands touching Belt
Buckle



“A cowboy is a man with guts and a horse.”

AT THE BEEP

ATB use the pistols to shoot a 10 on 5 targets, each Center target must be hit 2 times
Move to Position 3 and use the rifle as instructed for the pistols.



Position 2

Position 3

Position 4

STAGE 5 NEUSE RIVER REGULATORS

ROUND COUNT

FIREARM STAGING LOCATION


STARTING POSITION



8+



STAGED AT any POSITION

STARTING AT any POSITION
Hand touching Hat



AT THE BEEP

Engage all Sg target until Down



Position 2



Position 3



Position 4

