

STAGE 1 NEUSE RIVER REGULATORS

ROUND COUNT

FIREARM STAGING LOCATION

STARTING POSITION



10

PISTOLS HOLSTERED

STARTING AT POSITION
2 AT TEXAS SURRENDER



10

RIFLE AT POSITION 3



4+



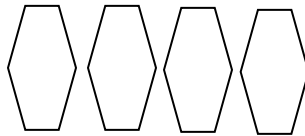
SHOTGUN AT POSITION 4



Cowboy is a breed tougher than nails and strong as steel.

AT THE BEEP

At Position 2 use the pistols engage the target in 2,3,3,2 sweep
Move to Position 3 and use the rifle as instructed for the pistols.
Move to Position 4 and use the shotgun to engage the shotgun targets until down.
Make guns safe go to unloading table



Position 2



Position 3



Position 4

STAGE 2 NEUSE RIVER REGULATORS

ROUND COUNT

FIREARM STAGING LOCATION

STARTING POSITION



10

PISTOLS HOLSTERED

STARTING AT POSITION
2 AT TEXAS SURRENDER



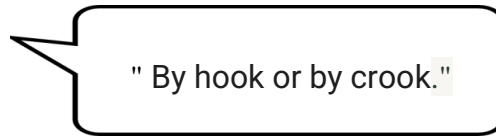
10

RIFLE AT POSITION 3



4+

SHOTGUN AT POSITION 4





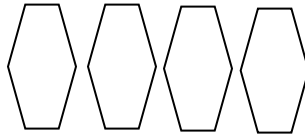
AT THE BEEP

ATB use the pistols to shoot as follows (4,3,2,1)

Move to Position 3 and use the rifle as instructed for the pistols.

Move to Position 4 and use the shotgun to engage the shotgun targets until down.

Make guns safe go to unloading table



Position 2



Position 3






Position 4

STAGE 3 NEUSE RIVER REGULATORS

ROUND COUNT

FIREARM STAGING LOCATION

STARTING POSITION



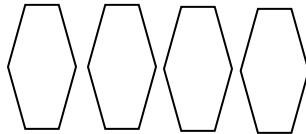
| | | | |
|----|---|-----------------------|---|
| 10 |  | PISTOLS HOLSTERED | STARTING AT POSITION 2 AT TEXAS SURRENDER |
| 10 |  | RIFLE AT POSITION 3 | |
| 4+ |  | SHOTGUN AT POSITION 4 | |



Do no harm, take no bull

AT THE BEEP

ATB use the pistols to shoot pistol targets Out -inside - out (ex 2,3,4,1,2,3,4,1,2,3)
Move to Position 3 and use the rifle as instructed for the pistols on rifle targets.
Move to Position 4 and use the shotgun to engage the shotgun targets until down.
Make guns safe go to unloading table



Position 2






Position 3



Position 4

STAGE 4 NEUSE RIVER REGULATORS



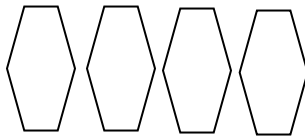
| <u>ROUND COUNT</u> | <u>FIREARM STAGING LOCATION</u> | <u>STARTING POSITION</u> |
|--|---------------------------------|---|
| 10  | PISTOLS HOLSTERED | STARTING AT POSITION 2 AT TEXAS SURRENDER |
| 10  | RIFLE AT POSITION 3 | |
| 0  | | |



Let's show 'em how the West was won

AT THE BEEP

ATB use the pistols to shoot a 10 on 4 targets, each target must be hit 2 times
Move to Position 3 and use the rifle as instructed for the pistols.
Make guns safe go to unloading table



Position 2



Position 3






Position 4

STAGE 5 NEUSE RIVER REGULATORS

ROUND COUNT

FIREARM STAGING LOCATION

STARTING POSITION



| | | | |
|----|---|---------------------|---|
| 10 |  | PISTOLS HOLSTERED | STARTING AT POSITION 2 AT TEXAS SURRENDER |
| 9 |  | RIFLE AT POSITION 3 | |
| 4+ |  | | |



“Who said you can't ride with style? 😊”

AT THE BEEP

ATB use the 1st pistols to shoot a 5 on 4
 Move to Position 3 and use the rifle 9 on 3
 Move to Position 4 and use the 2nd pistol to engage the shotgun targets until down.
 Any Shotgun still standing can be made up with shotgun. Make guns safe go to unloading table



Position 2



Position 3



Position 4