

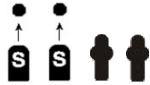
NEUSE RIVER REGULATORS



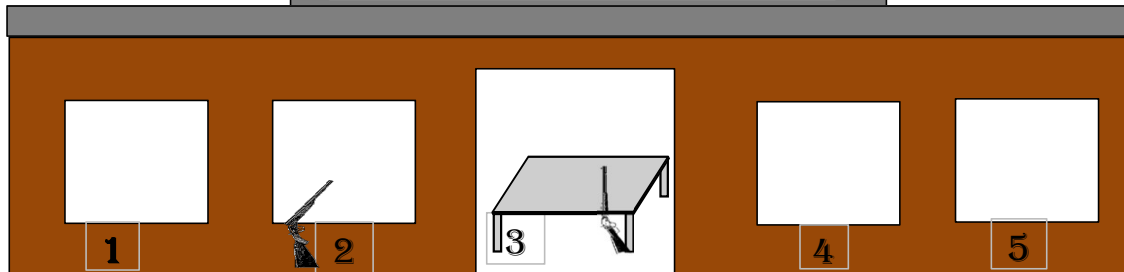
Long range Louie

SURE SHOT

October 14, 2017



NEUSE RIVER REGULATORS



Stage 1

Round Count: 10 pistol, 10 rifle, 4+ Shotgun

Locations: Pistols holstered, Shotgun Staged at Position 2 and Rifle staged at Position 3.

Scenario: Start at Position 2 or 4, with hands at low surrender. When ready say the line "**Shoot like you mean it!**"

ATB shoot the guns at each position as follows:

At Position 2, use the shotgun to engage the four shotgun targets until down. Make shotgun safe at the window.

At Position 3, use the rifle to engage the four tombstones in a 2-3-3-2 sweep starting on either end. Make rifle safe on the table.

At Position 4 use the pistols to engage the four square targets in a 2-3-3-2 sweep starting on either end. Holster pistols.

Make guns safe and move to the unloading table.

Stage 2

Round Count: 10 pistol, 3 rifle, 4+ Shotgun
Locations: Pistols holstered, Rifle (closed, hammer down on an empty chamber) and three rounds of ammo staged at Position 3 and Shotgun staged at Position 2.

Scenario: Start at Position 3 at the back of the porch. When Ready say the line "**Load up and shoot.**"

ATB move forward, load three rounds in your rifle and engage the two cowboys and Long Range Louie with one round each. Make rifle safe on the table.

Move to Position 2 or 4.

At Position 2, use the shotgun to engage the four shotgun targets until down. Make shotgun safe at the window.

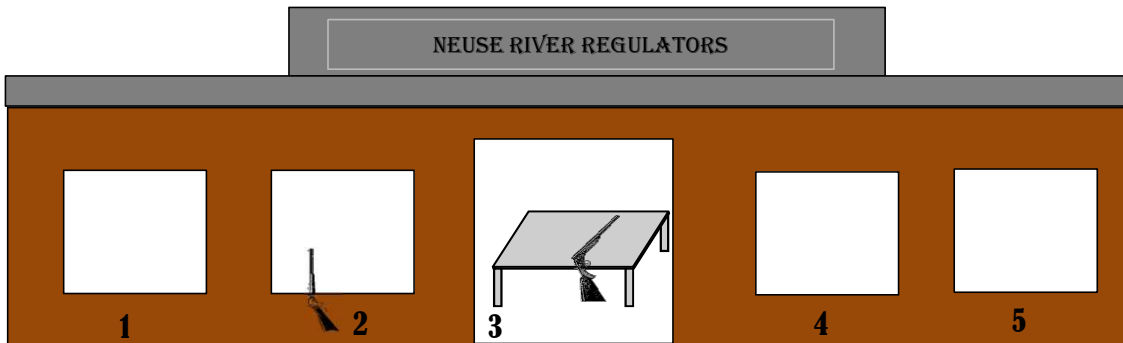
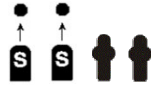
At Position 4, use the pistols to engage the four pistol targets with 10 rounds. Holster pistols.

Make guns safe and move to the unloading table.

NEUSE RIVER REGULATORS

SURE SHOT

October 14, 2017



Stage 3

Round Count: 10 pistol, 10 rifle, 6+ Shotgun

Locations: Pistols holstered and Shotgun at Position 2 and Rifle at Position 3.

Scenario: Start at Position 2 with shotgun at port arms, both hands gripping the shotgun. When ready say the line "Love a shotgun!."

ATB use the shotgun to engage the four shotgun targets and two poppers. Misses on the clay birds will not count but must be engaged. Hits on the poppers get a two second bonus each. Make shotgun safe on the table.

Move to Position 3 and use the rifle to engage the four rifle targets with a modified progressive sweep starting on either end. (2-3-4-1). Make rifle safe at the window.

Move to Position 4 and use the pistols to engage the four pistol targets with a modified progressive sweep starting on either end (2-3-4-1). Holster pistols.

Make guns safe and move to the unloading table.

Stage 4

Round Count: 10 pistol, 10+ rifle, No Shotgun

Locations: Pistols holstered, Rifle staged on the table at Position 3.

Scenario: Start at Position 4 with hands at Texas surrender. When ready say the line "We're going to hang the stage writer!!!!"

ATB use the pistols to engage the four pistol targets with two rounds each and one cowboy with two rounds in any order. Holster pistols.

Move to Position 3 and use the rifle to engage the four rifle targets with two rounds each and one cowboy with two rounds in any order.

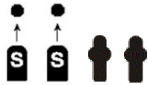
Then load a round from your person and engage the hanging target. If missed you can reload one round at the time until its hit. If target is not hit, it will be a miss. Make rifle safe on the table.

Make guns safe and move to the unloading table.

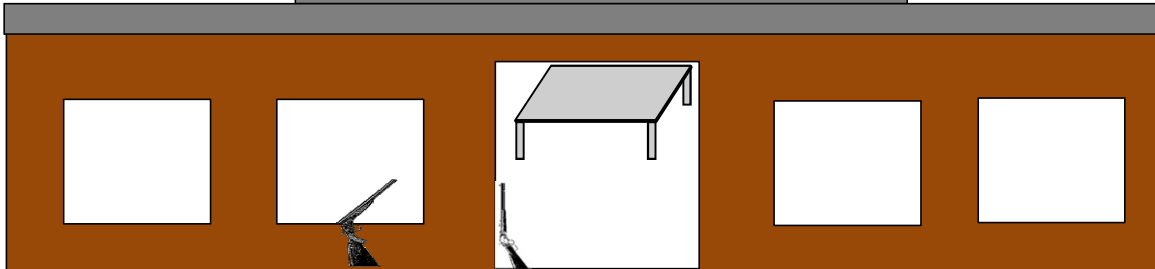
NEUSE RIVER REGULATORS

SURE SHOT

October 14, 2017



NEUSE RIVER REGULATORS



Stage 5

Round Count: 10 pistol, 10 rifle, 4+ Shotgun

Locations: Pistols and Rifle staged at Position 4, Shotgun staged at Position 2.

Scenario: Start at Position 2 with Shotgun at port arms, both hands gripping the shotgun. When ready say the line "**I'm ah cutting but you're not bleeding!**"

ATB use the shotgun to engage the four shotgun targets until down. Make shotgun safe at the window.

Move to Position 4 and use the pistols and rifle to engage the two cowboys and two pistol targets with five rounds each. Pistols may be returned to the window sill or holstered.

Make guns safe and move to the unloading table.

Stage 6

Round Count: 10 pistol, 10 rifle, 4+ Shotgun

Locations: Pistols holstered, Shotgun at Position 2 and Rifle staged vertically at Position 3.

Scenario: Start at Position 2 with hands touching behind you. When ready, say the line "**It's high noon**".

ATB use the shotgun to engage the four shotgun targets until down. Make shotgun safe at the window.

Move to Position 3, use the rifle to engage the four targets in a Nevada Sweep double tapping the end targets. Move forward to the end of the porch and make rifle safe on the table.

Use the Pistols to engage the two cowboy targets with five rounds each. Holster pistols.

Make guns safe and move to the unloading table.